

Enclosures:

Cast Aluminum:

Oven baked powder coating
hammertone grey

Also available in SS 316

Wheaterproof IP 66 -
EN 60529

(Nema 4X)

Repeatability:

typical 0.2% of Full Scale

Standard unit:

Degrees Celsius

Optional: Fahrenheit

Standard process connetion:
1/2" NPT M

Standard Buld Diameter:
10 mm

For wetted parts:

more possibilities available,
see full catalogue


**BETA SWITCHES ARE,
BUILD TO LAST!**

Do you want to know more:

Please contact your local dealer
and ask for the General Bulletin.
Or contact us directly!



www.beta-b.nl



Ranges for Temperature switches

RANGE CODE	ADJUSTABLE RANGE		MAX. DEADBAND ³⁾		MAX. TEMPERATURE		PROOF TEMPERATURE		MAX. PROCESS PRESSURE	
		°C		°C		°C		°C		bar
T 528 H	-40 / +40	°C	3	°C	+125	°C	+200	°C	175	bar
T 548 H	0 / +95	°C			+200	°C	+250	°C		
T 568 H ¹⁾	+60 / +180	°C			+300	°C	+350	°C		
T 588 H ²⁾	+160 / +300	°C	3.5	°C	+400	°C	+450	°C		

1) In case process temperature > 140 °C, Direct mount sensing bulb is not recommended.

2) Not in combination with Direct mount sensing bulb.

3) For deadband calculation in combination with "SR"- and "SP"- micro, Consult Factory.

Disclaimer: We reserve the right to make changes or modify the contents of this document without prior notice. BETA B.V. does not accept any liability or claim whatsoever for potential errors, incorrect interpretation or possible lack of information in this document. It is clearly and only intended as course and general information of our products.

Making the modelcode: Follow steps 1 to 5

1 Selection of enclosure type.

Conduit	Material	Enclosure code
Pg13.5	Aluminium	C1
M20x1.5	Aluminium	C2
3/4" NPT F	Aluminium	C3
1/2" NPT F	Aluminium	C4
M20x1.5	SS 316	C8
3/4" NPT F	SS 316	C9

2 Selection of range code, see front page

3 Selection of process connection.

Process Connection	Code	Type of temperature sensing bulb	
		Code	Length
1/2" NPT (M)	D00	Direct mount	128 mm length
	D02	Direct mount	225 mm length
	C02	Capillary mount	2 m. capillary length
	C05	Capillary mount	5 m. capillary length
	C10	Capillary mount	10 m. capillary length
	CXX	Capillary mount	Special capillary length

Note: All SS 316 stainless steel sensor, capillary (SS 304 armored) and compression fitting.

1) Not in combination with range T588H (+160/+300 °C), not recommended with T588H in case of process temperature >140 °C.

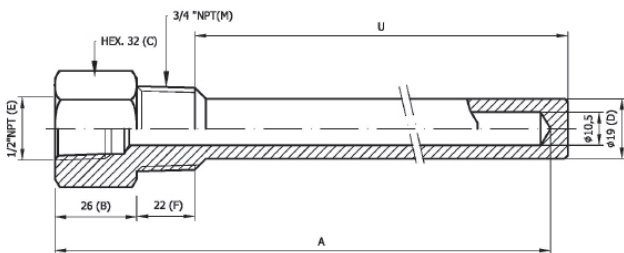
2) Length of capillary should be specified, consult your BETA Switch Representative. (Max 15 m.)

4 Selection of wetted parts

All temperature switches have "S0" welded diaphragm.

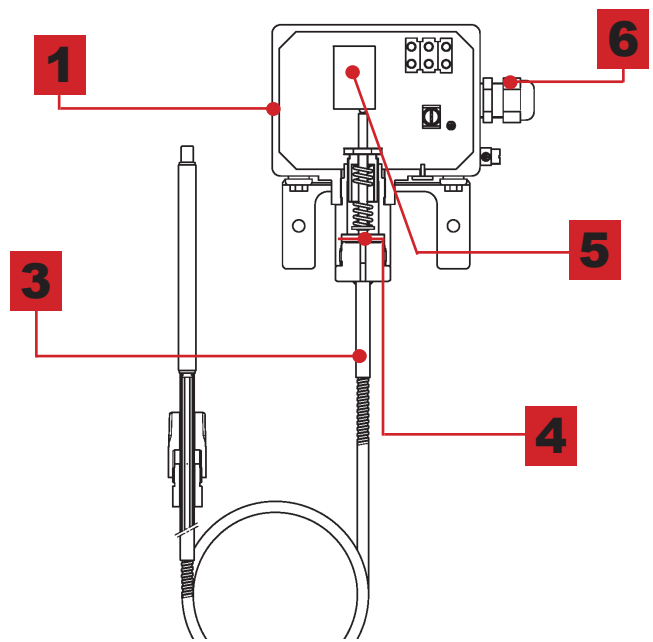
Accessoires:

Thermowell (SS 316)



Standard BETA Thermowell

CODE	INSERTION LENGTH U (MM)	INSERTION ELEMENT LENGTH A (MM)	FIT TO BETA TEMP. SENSING BULB
TW 11	115	155	D00, C02, C03
TW 15	155	195	C02, C03, C05
TW 19	190	228	D02, C02, C03, C05



5 Selection of microswitches

Rating		Use:	Switch Code: ¹⁾
VAC.	VDC. ³⁾		
480/ 15A	28/ 0.5A	Standard	K1 ²⁾
480/ 10A	28/ 0.5A	Standaard for L-serie	L1
480/ 15A	125/ 0.5A	Normal DC-service	U1 ²⁾
125/ 1A	28/ 0.5A	For use in H ₂ S environment and/or for (EEx)i applications. ³⁾	G1 ^{**}
250/ 0.1A	30/ 0.1A		Y1
250/ 0.1A	30/ 0.1A	Environmental proof(IP 67)	O1
250/ 2A	30/ 2A		N1

1) For D.P.D.T action, second code figure should be specified as "2"
For example: K1 = S.P.D.T./ K2 = D.P.D.T

2) VDE certified acc. to DIN EN 61 058-1:1992+A1:1993.

3) Indicated ratings are for resistive DC load only.

** DC Rating not U.L. listed, although experience and third party testing confirm the D.C Voltage ratings. Consult your local BETA switch Representative.

6 Selection of options

Description	Option code
Cable gland	C
For (EEx) I applications	I
Stainless steel tag key ringed to enclosure (Tag has 2 lines - 16 characters per line)	S
Epoxy coating of enclosure and sensorbody (external)	Y

NOTES:

- BETA Thermowells to be ordered as separate item. Do not include Thermowell code into the switch code.
- Special Thermowell possible. Consult your BETA Switch Representative.